


# U20<sup>®</sup> CARBONLESS

CARBONLESS DESIGNED FOR  
OFFSET PRINTING



U20<sup>®</sup> Carbonless leads the market in runnability, appearance, imaging and sustainability.

## U20 Carbonless

- Consistent crisp, dark, legible images through each ply
- Thickest, stiffest sheet for best runnability
- Risk free performance
- Custom sizes available - can be collated and micro perfed

**Print Compatibility:** Offset

## Applications

- Multipart Forms
- Variable Data Forms
- Barcoded Forms
- Service Receipts
- Repair Order Forms
- Parking Tickets
- Purchase Order Forms
- Packing Slips
- Bank Books
- Medical Forms
- Retail Receipts
- Automotive Service Receipts
- Legal Forms



# U20<sup>®</sup> CARBONLESS

CARBONLESS DESIGNED FOR  
OFFSET PRINTING

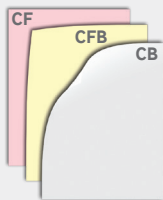
Parts	SKU #	Colors	Size & Grain	M Wgt	Sheets/Carton	Sets/Carton
<b>Pre-Collated Reverse</b>						
2 R/S	36486	Canary CF White CB	8.5" x 11" GL	10.8	5000	2500
	38061		11" x 17" GL	21.5	2500	1670
3 REV	36487	Pink CF Canary CFB White CB	8.5" x 11" GL	10.8	5000	835
	38063		11" x 17" GL	21.7	2500	835
4 REV	36488	Goldenrod CF Pink CFB Canary CFB White CB	8.5" x 11" GL	10.9	5000	1250
	38065		11" x 17" GL	21.8	2500	625

Parts	SKU #	Colors	Size & Grain	M Wgt	Sheets/Carton	Sets/Carton
<b>Pre-Collated Straight</b>						
3 STR	36489	White CB Canary CFB Pink CF	8.5" x 11" GL	10.8	5000	1670
	38062		11" x 17" GL	21.7	2500	835
4 STR	36490	White CB Canary CFB Pink CFB Goldenrod CF	8.5" x 11" GL	10.9	5000	1250
	38064		11" x 17" GL	21.8	2500	625

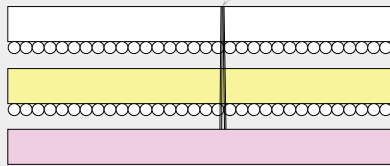
GL=Grain Long GS=Grain Short



No, it's not just magic!  
How carbonless  
really works ...



CB: COATED BACK CFB: COATED FRONT & BACK CF: COATED FRONT



#### Microfilming and Copying

Paper images reproduce very well on microfilm, digital scanners and on most copying equipment.

#### Fan-Out Padding

This product's sheets are designed for use with Nekoosa Coated Products' Fan-Out Padding Adhesive to provide individual form sets. A CB sheet in the top position and a CF sheet (not CF-C2S ledger) in the bottom position are required to proper fan-out. The coated surfaces within each set of a carbonless paper form absorb the adhesive and stick together. U20 Heavyweight Carbonless papers are designed to repel adhesive on front of the CB and back of the CF sheets, allowing the production of form sets when the stock is fanned at the corners.

## TECHNICAL DATA ▶

		CB	CFB	CF	CF Tag
<b>Physical Properties</b>					
<b>Basis Weight</b>	T-410	22 Bond	23 Bond	22 Bond	105# Tag
<b>Thickness</b>	T-411	4.5 mil	4.3 mil	3.8 mil	8.0 mil
<b>Brightness (White only)</b>	T-452	92	-	-	-
<b>Opacity</b>	T-425	88.2%	-	-	-
<b>Image Color</b>	NCP Test	Black	-	-	-
<b>Odor</b>	NCP Test	Virtually Odorless	-	-	-

Test methods prefixed with a "T" are established by Technical Association of the Pulp and Paper Industry.

<b>Conditions For Use</b>	
<b>Shelf Life*</b>	2 years

\*When kept in a copy room condition and properly resealed in original packing when not in use.

### Speed of Image Formation

The image of U20 Carbonless paper is immediately legible. The image will continue to darken over a short period of time and will be most apparent in handwritten forms. Extreme cold temperatures will slow down the speed of the image formation and conversely, higher temperature will increase the reaction time.

### Pressure Required to Image

Because of the difference in individual requirements, the wide range of pressure exerted by various printers or writing pressure associated with hand entry, users should conduct test simulating actual usage conditions for assuring satisfactory performance in specific applications.

### Press and Ink

U20 Carbonless paper may be printed on offset and letterpress equipment. Standard low-tack printing inks have given good performance. If utilizing UV offset inks, set UV lamps to lowest setting that will cure the inks. UV light exposure will cause the premature development of the imaging inks with enough intensity and time of exposure.

### Capsule Damage

The CB and CFB papers are pressure responsive. Care should be taken to minimize capsule damage. Use minimum printing pressure. Minimize other pressure points such as in-feed rollers, marble guides and ejector wheels to ensure minimal capsule breakage.

### Backprinting

This product can be backprinted with good legibility using light ink coverage or lightly pigmented inks. The copy may also be screened with 30-50% screen to minimize show-through. Capsule damage must be taken into consideration when backprinting CB and CFB with a directly rubber or letterpress plate. Capsule damage may cause a discoloration of the front of the CFB and the loss of image potential.

### Crash Printing

This product may be crash printed using metal type. By using this method, numbering, imprinting or the complete format may be printed with a single impression.

### Blockout Printing

CF surface may be overprinted with a solid or scrambled letter pattern to obscure the carbonless image. Effective results are achieved with standard black ink.

### Tinting

Can be tinted with common alcohol tinting solutions or printed with a 10-15% halftone screen. Avoid heavy ink coverage which may mask the carbonless image. Transparent or process color inks give the best results.

### Image Test

Make a small firm mark on the first completed form set. Check each ply for the presence of the carbonless image. This will indicate whether or not the printing is being done on the proper side of the paper.

### Delivery

Pre-collated U20 Carbonless paper is specifically designed for use with machines using toner heat fusing systems and delivering sheets into a receiving tray.

### Conditioning and Handling

As with most paper grades, U20 Carbonless paper should be acclimated to copy room conditions before printing. Keep paper stored in original protective packaging until needed. Unused paper should be resealed in the original wrapper and stored in a controlled environment. Handle paper with minimal pressure to avoid inadvertently marking or scuffing of the paper.

The information provided herein is correct to the best of Nekoosa's knowledge, however, should not be construed as specifications. No liability for any errors, facts or opinions are accepted. Customers must satisfy themselves as to the suitability of this product for their application. No responsibility for any loss as a result of any person placing reliance on any material contained herein will be accepted.